



MES COLLEGE OF ENGINEERING, KUTTIPPURAM

Financial Statements

For The Financial Year Ended 31st March 2023

M A M O I D E E N
& ASSOCIATES
Chartered Accountants

O.S.38, 4th FLOOR, GCDA SHOPPING COMPLEX
MARINE DRIVE, ERNAKULAM

KOCHI - 682 031

☎ 0484- 4000992

INDEPENDENT AUDITORS' REPORT

The Members of M.E.S COLLEGE OF ENGINEERING, KUTTIPPURAM

Qualified Opinion

We have audited the Financial Statements of **M.E.S College of Engineering, Kuttippuram** which comprise the Balance Sheet as at 31st March 2023, and Income and Expenditure account for the year then ended.

In our opinion, the accompanying financial statements give a true and fair view of the financial position of the entity as at March 31, 2023, and of its **Surplus** for the year then ended in accordance with the Accounting Standards issued by the Institute of Chartered Accountants of India (ICAI) **except for the possible effects in the matters described in the basis for Qualified Opinion Paragraph.**

Basis for Qualified Opinion

1. Sufficient and appropriate audit evidence were not obtained for the verification of the following balances (Forming part of Schedule No.2 "Loans and Advances from Others")

Sl.No.	Account Head	Amount (₹)
1	PSA Fund	2,87,655/-
2	PTA Fund	1,36,03,612/-
3	Advance Fee-Gen	20,98,831/-

2. The following payables (Forming part of Schedule No. 5 "Other Current Liabilities") include long outstanding. No Satisfactory clarification obtained as regards the settlement.

Sl.No.	Account Head	Amount (₹)
1	Student Excess fees	16,34,589/-
2	Concession & Scholarships	9,40,416/-

Hence, We are not in a position to verify the correctness or assess the impact of the same in the absence of such evidence or proper clarification.



We conducted our audit in accordance with the Standards on Auditing issued by the Institute of Chartered Accountants of India. Our responsibilities under those Standards are further described in the Auditor's Responsibilities for the Audit of the Financial Statements section of our report. We are independent to the entity in accordance with the Code of Ethics issued by the Institute of Chartered Accountants of India and we have fulfilled our other ethical responsibilities in accordance with these requirements and the Code of Ethics. We believe that the audit evidence we have obtained is sufficient and appropriate to provide a basis for our opinion.

Management's Responsibility for the Financial Statements

Management is responsible for the preparation of these financial statements that give a true and fair view of the financial position. This responsibility includes design, implementation and maintenance of internal control relevant to the preparation and fair presentation of the financial statements that are free from material misstatement, whether due to fraud or error.

In preparing the financial statements, management is responsible for assessing the entity's ability to continue as a going concern, disclosing, as applicable, matters related to going concern and using the going concern basis of accounting unless management either intends to liquidate the entity or to cease operations, or has no realistic alternative but to do so.

Auditors' Responsibility for the audit of Financial Statements

Our objectives are to obtain reasonable assurance about whether the financial statements as a whole are free from material misstatement, whether due to fraud or error, and to issue an auditor's report that includes our opinion. Reasonable assurance is a high level of assurance, but is not a guarantee that an audit conducted in accordance with SAs will always detect a material misstatement when it exists. Misstatements can arise from fraud or error and are considered material if, individually or in the aggregate, they could reasonably be expected to influence the economic decisions of users taken on the basis of these financial statements.

An audit involves performing procedures to obtain audit evidence about the amounts and disclosures in the financial statements. The procedures selected depend on the auditor's judgment, including the assessment of risks of material misstatement of the financial statement, whether due to fraud or error. In making those risk assessments, the auditor considers internal control relevant to the entity's preparation and fair presentation of the financial statement in order to design audit procedures that are appropriate in the circumstances, but not for the purpose of expressing an opinion on effectiveness of entity's internal control. An audit also



MUSLIM EDUCATIONAL SOCIETY [REGD.], CALICUT

MES COLLEGE OF ENGINEERING, KUTTIPPURAM

Kuttippuram, Malappuram


BALANCE SHEET AS AT 31.03.2023

Particulars	Schedules	As at 31.03.2023 ₹	As at 31.03.2022 ₹
I. CAPITAL FUND AND LIABILITIES			
(1) Funds			
(a) Capital Fund	1	89,91,28,775	80,99,55,046
(2) Non-Current Liabilities			
(a) Loan From Financial Institutions		-	-
(b) Loans and Advances Others (Liability)	2	2,24,63,159	2,30,37,913
(c) Loans and Advances Inter Institutions (Liability)	3	6,22,71,155	6,22,71,155
(d) Deposits (Liability)	4	7,34,47,497	8,99,12,734
(3) Current Liabilities			
(a) Short Term Borrowings		-	-
(b) Sundry Creditors		-	-
(c) Other Current Liabilities	5	38,79,343	2,11,02,129
Total		1,06,11,89,929	1,00,62,78,976
II. ASSETS			
(1) Non-Current Assets			
(a) Fixed Assets	6		
(i) Tangible Assets		29,56,61,874	30,15,82,103
(ii) Intangible Assets		-	-
(iii) Work-In Progress		-	-
(b) Non-Current Investments		-	-
(c) Loans and Advances Others (Asset)	7	5,37,015	4,56,557
(d) Loans and Advances Inter Institutions (Asset)	8	53,48,85,906	53,27,85,906
(e) Deposits (Asset)	9	22,90,054	22,90,054
(2) Current Assets			
(a) Inventories		-	-
(b) Cash and Cash Equivalent	10	22,32,98,650	15,66,40,803
(c) Short Term Loans and Advances	11	42,600	9,47,197
(d) Other Current Assets	12	44,73,830	1,15,76,356
Total		1,06,11,89,929	1,00,62,78,976


Schedules forming part of accounts

1-20

For and on behalf of Managing Committee


Chairman


Secretary


Treasurer

As per our report of even date attached

For M A Moideen & Associates

Chartered Accountants

F.R. No. 002126 S




Ghalib Moideen, FCA

Partner

Membership No. 234923

Place: Calicut

Place: Ernakulam

Date: 31-10-2023

MUSLIM EDUCATIONAL SOCIETY [REGD.], CALICUT
MES COLLEGE OF ENGINEERING, KUTTIPPURAM
 Kuttippuram, Malappuram

INCOME & EXPENDITURE ACCOUNT FOR THE YEAR ENDED 31st MARCH 2023


Particulars	Schedules	Current Year ₹	Previous Year ₹
I. INCOME			
Revenue from Objectives of Trust	13	22,40,02,383	16,59,59,505
Donation		-	-
Grants Received From MES Institutions		-	-
Grants Received From Others		-	-
Other Income	14	1,81,97,077	1,67,01,886
Total Income		24,21,99,460	18,26,61,390
II. EXPENDITURE			
Operating Expenses	15	80,05,931	52,87,010
Employee Benefits	16	11,41,47,433	12,62,08,266
Office and Administrative Expenses	17	1,01,96,318	73,10,891
Finance Costs		-	-
Grants Paid to MES Institutions	18	28,70,000	-
Charity and Donation Paid	19	1,05,650	46,03,800
Depreciation Expense	6	1,23,78,187	1,26,69,904
Other Expenses	20	53,22,213	36,28,449
Total Expenses		15,30,25,732	15,97,08,320
III. Surplus/(Deficit) for the year (I-II)		8,91,73,729	2,29,53,070

Schedules forming part of accounts

1-20

For and on behalf of Managing Committee

As per our report of even date attached
 For M A Moideen & Associates
 Chartered Accountants
 F.R. No. 002126 S



Chairman



Secretary



Treasurer


Ghalib Moideen, FCA
 Partner
 Membership No. 234923

Place: Calicut

Place: Ernakulam
 Date: 31-10-2023

SCHEDULES FORMING PART OF ACCOUNTS

PARTICULARS	Current Year ₹	Previous Year ₹
1. CAPITAL FUNDS		
a) Capital Fund		
Balance of Capital as per last Balance Sheet	80,99,55,046	78,70,01,976
Surplus/(Deficit) for the year	8,91,73,729	2,29,53,070
Total	89,91,28,775	80,99,55,046
2. LOANS AND ADVANCES OTHERS (LIABILITY)		
From Staff	837	-
From Others	2,24,62,322	2,30,37,913
	2,24,63,159	2,30,37,913
3. LOANS AND ADVANCES INTER INSTITUTIONS (LIABILITY)		
From MES Institutions	6,22,71,155	6,22,71,155
	6,22,71,155	6,22,71,155
4. DEPOSITS (LIABILITY)		
Security Deposit Students	7,28,73,377	8,89,81,422
Security Deposit Staff	4,36,320	7,93,512
Other Security Deposits	1,37,800	1,37,800
	7,34,47,497	8,99,12,734
5. OTHER CURRENT LIABILITIES		
GST Payable	46,410	-
Salary Payable	-	1,79,78,288
Other Payables	38,32,933	31,23,841
	38,79,343	2,11,02,129
7. LOANS AND ADVANCES OTHERS (ASSET)		
To Staff	3,65,205	4,56,557
To Others	1,71,810	-
	5,37,015	4,56,557
8. LOANS AND ADVANCES INTER INSTITUTIONS (ASSET)		
To MES Institutions	53,48,85,906	53,27,85,906
	53,48,85,906	53,27,85,906
9. DEPOSITS (ASSET)		
KSEB	20,11,585	20,11,585
Telephone	1,62,919	1,62,919
Other Refundable Deposits	1,15,550	1,15,550
	22,90,054	22,90,054
10. CASH AND CASH EQUIVALENTS		
Cash in Hand	3,337	2,031
Cash at Bank	1,03,75,397	72,59,869
Time Deposits with Bank	21,29,19,916	14,93,78,903
	22,32,98,650	15,66,40,803



11.SHORT TERM LOANS AND ADVANCES

Other Advances

42,600	9,47,197
42,600	9,47,197

12.OTHER CURRENT ASSETS

Fee Receivable

44,73,830	1,15,76,356
44,73,830	1,15,76,356

13.REVENUE FROM OBJECTIVES OF TRUST

Academic Fee Collection from students

22,40,02,383	16,59,59,505
22,40,02,383	16,59,59,505

14.OTHER INCOME

Interest Received

97,21,113 98,81,003

Agricultural Income

- 2,39,750

Rental Income

25,70,500 4,03,640

Other Incidental Income

59,05,464 61,77,493

1,81,97,077	1,67,01,886
--------------------	--------------------

15.OPERATING EXPENSES

Academic Expenses

66,27,900 46,40,068

Other Operating Expenses

13,78,031 6,46,942

80,05,931	52,87,010
------------------	------------------

16.EMPLOYEE BENEFITS

For Academic

Salary and Allowances

10,45,00,610 11,63,30,487

Other Employee Cost

96,46,823 98,77,779

11,41,47,433	12,62,08,266
---------------------	---------------------

17.OFFICE AND ADMINISTRATIVE EXPENSES

Advertisement Charges

50,250 6,27,036

Audit Fee

1,03,250 1,00,890

Bank Charges

3,36,080 2,19,837

Electricity and Fuel Charges

28,56,019 26,62,058

Internet Charges

21,60,314 9,35,821

Legal Charges

14,160 45,000

Postage and Courier

11,320 10,700

Professional Charges

25,850 40,360

Printing and Stationery

78,684 49,485

Rates, Duties and Taxes

2,78,025 2,25,560

Rent

10,011 19,495

Telephone Charges

38,214 32,875

Travelling Expenses

2,38,328 1,18,786

Other Administrative Expenses

39,95,813 22,22,988

1,01,96,318	73,10,891
--------------------	------------------

18.GRANTS PAID TO MES INSTITUTIONS

Grant to MES Institutions

28,70,000	-
28,70,000	-



19.CHARITY AND DONATION PAID

Donation Paid as Charity
Grant Paid to Others


1,05,650	-
-	46,03,800
1,05,650	46,03,800


20.OTHER EXPENSES


Repairs and Maintenance
Miscellaneous Expenses

53,22,213	36,28,449
-	-
53,22,213	36,28,449

For and on behalf of Managing Committee



Chairman


Secretary


Treasurer

As per our report of even date attached
For M A Moideen & Associates
Chartered Accountants
F.R. No. 002126 S




Ghalib Moideen, FCA
Partner
Membership No.234923


Place: Calicut

Place: Ernakulam
Date: 31-10-2023

MUSLIM EDUCATIONAL SOCIETY [REGD.], CALICUT
MES COLLEGE OF ENGINEERING, KUTTIPPURAM
Kuttippuram, Malappuram

6.SCHEDULE OF FIXED ASSETS AND DEPRECIATION THEREON

SI No.	PARTICULARS	WDV as on 01-04-2022	Additions During The Year	Sales During The Year	Total	Rate	Depreciation Amount	WDV as on 31-03-2023
(i)TANGIBLE ASSETS								
1	Land	9,11,92,749	396604	-	9,15,89,353	0%	-	9,15,89,353
2	Leasehold Land	1,60,69,764	-	-	1,60,69,764	0%	-	1,60,69,764
3	Buildings	15,25,51,869	6,46,328	-	15,31,98,197	5%	76,59,910	14,55,38,287
4	Machinery and Equipments	2,21,05,858	27,89,507	26,800	2,48,68,565	10%	24,86,857	2,23,81,708
5	Library Books	71,23,384	1,41,899	-	72,65,283	10%	7,26,528	65,38,755
6	Vehicles	20,30,795	-	13,65,194	6,65,601	10%	66,560	5,99,041
7	Sports Goods	1,85,978	-	-	1,85,978	10%	18,598	1,67,380
8	Computer	46,64,403	34,09,424	-	80,73,827	10%	8,07,383	72,66,444
9	Musical Instruments	543	-	-	543	10%	54	489
10	Language Lab	8,355	-	-	8,355	10%	836	7,519
11	Digital Library	10,201	-	-	10,201	10%	1,020	9,181
12	Bio Reactor Plant	2,25,445	-	-	2,25,445	10%	22,545	2,02,900
13	Campus Net Working	20,06,989	-	-	20,06,989	10%	2,00,699	18,06,290
14	Software	6,59,907	-	24,000	6,35,907	10%	63,591	5,72,316
15	Furniture & Fittings	4,07,973	4,63,194	-	8,71,167	10%	87,117	7,84,050
16	Equipment & Furniture	17,50,397	-	-	17,50,397	10%	1,75,040	15,75,357
17	Electrical Fittings	5,87,493	26,996	-	6,14,489	10%	61,449	5,53,040
TOTAL		30,15,82,103	78,73,952	14,15,994	30,80,40,061	-	1,23,78,187	29,56,61,874



MUSLIM EDUCATIONAL SOCIETY [REGD.], CALICUT
MES COLLEGE OF ENGINEERING, KUTTIPPURAM
Kuttippuram, Malappuram

Groupings 2022-23

S.No.	Particulars	Current Year ₹	Previous Year ₹
1	Overdraft Accounts		
	Punjab National Bank 1663	-	1
		-	1
2	Loans And Advances (Liability) - From staff		
	Athulya M.S. On leave for PhD	837	-
		837	-
3	Loans And Advances (Liability) - From Others		
	Advance Fee - Gen	20,98,831	20,59,003
	Advance Fee - MBA	7,75,000	5,00,000
	Advance Fee - MCA	50,000	1,00,000
	Phd-Universityfee-KTU	10,000	2,000
	University Athletic Fee	5,46,999	5,46,499
	University Examination Fees- Ktu	9,81,558	25,68,612
	University Sports & Arts- Ktu	8,80,530	1,47,250
	University Union Fee- Clt	15,010	14,260
	Womens Empowerment	2,22,275	2,21,775
	KTU Contingency Account	36,835	-
	Ktu-Cv Camp&Stationary	1,90,898	2,05,874
	Staff Club	-	2,450
	Individual Sub For News Paper - Mba	1,27,928	1,79,228
	Alumni Association Fund	6,45,500	2,84,000
	PSA Fund	2,87,655	2,87,655
	PTA Fund	1,36,03,612	1,40,02,249
	Mes Endowment Scholarship Fund	9,06,702	8,62,742
	Department Activity Fund - MCA	27,250	25,450
	Professional Training Fund - MBA	2,09,361	1,94,015
	Professional Body Membership & MSA-MBA	8,46,378	8,34,850
		2,24,62,322	2,30,37,913
4	Loans And Advances (Liability) - From MES Institutions		
	MES- College Hostel	2,74,15,522	2,74,15,522
	MES- Campus School	5,00,000	5,00,000
	MES- College Managing Committe	3,43,55,633	3,43,55,633
		6,22,71,155	6,22,71,155
5	Security Deposit Students		
	Refundable Deposit	3,93,01,925	4,96,54,340
	Students Caution Deposit	3,35,71,452	3,93,27,082
		7,28,73,377	8,89,81,422
6	Other Security Deposits (Liability)		
	Canteen Deposit	60,000	60,000
	Security Deposit Contractors	77,800	77,800
		1,37,800	1,37,800



7 Other Payables

Retention Money Payable	2,05,964	1,90,699
Full Stack Bc Training Program	-	44,500
Student Excess Fees	16,34,589	13,44,285
Students Insurance Fee	4,79,962	4,42,216
Concession And Scholarship	9,40,416	8,13,301
MA Moideen Associates	14,160	1,15,050
Consultancy Work (Civil)	20,000	-
Suryamithra Scheme	5,37,842	1,73,790
	38,32,933	31,23,841

8 Loans And Advances (Asset) - To Staff

Dr. Gopakumar A	19,000	19,000
Dr. Anil K Jacob	37,000	37,000
Dr. Thasneem Fathima N.K	-	37,000
Vidhya Kanakaraj	-	66,000
Aneesh M. Koya	-	1,13,257
Jaseem N.	3,500	8,500
Sreediya R.	-	15,000
Dr. Issac George	-	80,800
Joshy George	10,000	10,000
Ginil Jose	-	20,000
Shine K	-	50,000
Dr. Prasanna T. K	13,000	-
Archana Sreedharan	29,000	-
Merin Maliyamave L	37,095	-
Shanik A	18,900	-
Shahna Haneef	43,500	-
Neena Susan Alex	3,700	-
Nesihath M.K.	20,000	-
Deepak M	10,000	-
Muhammad Jabir C	5,400	-
John Paul	9,500	-
Subair T.P.	5,000	-
Arun Balan Urumban	19,520	-
Nithin M	42,500	-
Dillu M	13,000	-
Haneen Pallathodi	14,500	-
Staff Club	320	-
Refreshment Charges - Ktu Examination	10,770	-
	3,65,205	4,56,557

Loans And Advances (Asset) - To Others

MES Arts College(Campus)	71,810	-
MES Central School (Tirur)	1,00,000	-
	1,71,810	-

9 Loans And Advances (Asset) - To MES Institutions

MES Medical College	3,31,44,753	3,31,44,753
MES Chathanoor College	19,96,66,207	19,96,66,207
MES Kunnukara Engineering College	21,90,55,032	21,70,55,032
MES College of Architecture, Kakkody, Calicut	4,25,19,832	4,25,19,832
MES Campus School Welfare Committee	76,63,489	76,63,489
MES Central Office	3,22,36,593	3,22,36,593
MES Ponnani College	1,00,000	-
MES Hi Tech School	5,00,000	5,00,000
	53,48,85,906	53,27,85,906



10 Other Refundable Deposits

Deposit-Gas Cylinder	1,14,550	1,14,550
Deposit-Courier	1,000	1,000
	1,15,550	1,15,550

11 Cash at Bank

Punjab National Bank-2536	1,94,653	1,90,177
Punjab National Bank-0019	96,92,583	58,62,330
State Bank of India-3354	4,88,162	12,07,361
	1,03,75,397	72,59,869

12 Time Deposits with Banks

Punjab National Bank-2349(Endowment Fund)	3,34,168	3,17,655
Punjab National Bank-2127(Endowment Fund)	5,72,534	5,45,087
Punjab National Bank 3275	1,38,64,410	1,31,67,003
Punjab National Bank5595	-	1,16,89,489
Punjab National Bank5629	1,22,90,383	1,16,67,302
Punjab National Bank5638	-	1,16,41,282
Punjab National Bank-3284	91,22,617	86,63,800
Punjab National Bank-Dp403	1,11,868	1,06,196
Punjab National Bank-Pr618	6,19,126	5,88,066
Punjab National Bank-Pu1994	87,94,545	83,63,375
Punjab National Bank-Pu3685(Coa Security Deposit)	35,80,912	34,12,207
Ponnani Urban Co-Operative Bank- 3090001530	1,07,64,875	1,00,88,570
Ponnani Urban Co-Operative Bank-3090001531	1,07,64,875	1,00,88,570
Ponnani Urban Co-Operative Bank-3090001532	1,07,64,875	1,00,88,570
PNB FD PU6965	54,24,977	51,47,139
PNB FD PU7043	80,86,161	76,76,424
PNB FD PU7052	-	51,12,853
PNB FD PU7089	80,98,434	76,63,155
PNB FD PU7122	-	1,01,86,240
PNB FD PU7159	80,52,333	76,28,453
PNB FD PU7210	-	50,77,470
PNB FD DP1198	51,63,804	-
PNB FD DP1204	1,03,15,777	-
PNB FD DP1277	1,02,92,343	-
PNB FD PU1170	77,50,776	-
PNB FD PU1189	77,50,776	-
PNB FD PU7511	78,55,931	-
PNB FD PU7830	1,03,39,187	-
PNB FD PU7858	1,03,04,240	-
PNB FD PU7885	1,03,02,721	-
PNB FD PU8176 (KTU LIEN)	5,08,239	-
PNB FD PU8316	1,00,99,798	-
PU8547	1,00,03,656	-
PU8556 (KTU LIEN)	5,00,188	-
PU7265 (Bank Guarantee Solar)	4,85,387	4,59,997
	21,29,19,916	14,93,78,903

13 Other Advances

Cabin 4 Professionals	42,600	-
Ali K V	-	82,000
Manikandan	-	1,00,000
Aquasab Engineering	-	13,800
Srd Solution	-	82,570
New-Decor Interior Design Decoration	-	2,00,000
Usam Technology Pvt Ltd	-	41,604
Mediatech Solutions	-	1,74,000
Arijit Guin Publishers Representative	-	11,543



Trend Set Engineers Pvt Ltd	-	1,680
Ruchi Catering Services	-	2,00,000
Star Digital Studio	-	40,000
	42,600	9,47,197

14 Other Current Assets

AICTE/PMKVY/MODROB Grant	-	78,400
	-	78,400

15 Fees & Other Collections from students

Tuition Fees

Special Fee	1,82,07,176	1,64,28,140
Tuition Fee	19,30,31,867	13,22,40,255
Tuition Fee Received	1,33,500	1,66,000

Other Fees & Collections

Test & Exam Fee	4,45,200	4,24,853
Economic Time Subscription- Mba	47,400	-
Arts & Sports Fee	-	19,550
Clg Admission Fee	3,40,000	3,33,000
Clg Id Card Fee	68,300	67,320
Clg Laboratory Fee	-	15,400
Clg Library Fee	12,700	(500)
Clg Psa	4,45,100	4,29,460
Clg Pta	11,01,530	10,71,520
Internet Fee	17,77,090	17,16,870
Placement Training Fee	16,84,500	16,04,905
Student Activity Fees	6,100	1,31,850
University Affiliation Fee	10,31,250	1,62,250
University Student Administration Fee	5,41,300	85,000
Income From Online Examination	4,49,407	1,77,900
Fine	70,933	1,07,365
Sale Of B.Tech/B.Arch Application	1,09,000	1,74,000
Sale Of M.Tech/M.Arch Application	5,000	36,500
Sale Of Mba Application Forms	1,50,500	27,000
Sale Of Mca Application	30,000	38,500
Fee accrued	43,14,530	1,10,44,826
Less:		
Central Administrative Fund	-	5,42,459
	22,40,02,383	16,59,59,505

16 Interest Received

Bank Interest Received	96,44,170	73,41,652
Interest Receivable	76,943	84,184
Other Interest	-	24,55,167
	97,21,113	98,81,003

17 Rental Income

Rent-College Bank Extn. Counter	3,69,125	3,72,515
Rent-College Milma Parlour	29,125	7,875
Rent-College Reprographic Centre	48,250	12,750
Rent-College Canteen	65,500	10,500
Rent - Co- Operative Store	28,500	-
Rent-College Auditorium	30,000	-
Rent Received	20,00,000	-
	25,70,500	4,03,640

18 Other Incidental Income

Water Supply And Sewage	43,719	21,749
Xerox Charges	4,614	5,084
Sale of scarp	3,65,280	3,94,505



Income From Cube Testing	1,22,570	69,888
Income From Skill Development	1,11,228	-
Library Fee-Fine & Dues	3,625	1,550
Vehicle Income	28,235	-
Liquidated Damages	63,580	3,58,500
Income From Value added Services	74,213	20,272
Accounts Written Back	50,88,400	52,91,245
Economic Time Subscription- Mba	-	14,700
	59,05,464	61,77,493

19 Academic Expenses

Affiliation & Administration Expense	29,93,255	21,35,930
Dailies Periodical And Technical Journals	4,35,193	6,24,188
Magazines And Sports	1,43,053	-
NBA Accreditation Expenses	1,96,234	4,15,550
NAAC Expenditure	11,41,854	6,13,780
Staff Training & Seminar	15,061	-
Caution deposit adjusted	10,000	-
Training And Placement Cell	6,24,254	2,22,428
Test & Examination Expenses	5,72,303	41,087
AICTE Processing Fees	2,21,000	2,40,000
Admission And Interview Expenses	1,65,044	85,047
Iso Certification Expenses	11,800	47,200
Extra Curricular Activities	98,849	2,14,858
	66,27,900	46,40,068

20 Other Operating Expenses

Campus Clinic Expenses	2,38,067	43,942
Campus Maintenance Expenses	5,70,250	6,03,000
Accounts written off	4,54,520	-
Loss on Sale/Disposal	1,15,194	-
	13,78,031	6,46,942

Compensation to Employees

21 Teaching Staff

Salary	8,17,90,467	8,90,49,460
Salary Recovery Income	(55,24,146)	(5,43,505)
Remuneration to Guest Faculty	11,23,929	9,53,416
	7,73,90,250	8,94,59,371

22 Non Teaching Staff

Salary	2,71,10,360	2,68,71,116
	2,71,10,360	2,68,71,116

23 Other Employee Cost

Gratuity	37,94,256	38,67,755
ESI	4,07,629	3,78,590
EPF	45,50,418	47,99,503
EPF Administration Expenses	1,85,220	2,12,126
Wages	6,73,300	6,16,805
Festival Allowance	13,000	-
Special Allowances Expenses	23,000	3,000
	96,46,823	98,77,779

24 Electricity & Fuel Charges

Electrical Inspection Fee	47,050	47,050
Electricity Charges	42,63,826	29,87,305
Electricity Charges Recover	(14,54,857)	(3,72,297)
	28,56,019	26,62,058



25 Rates, Duties and Taxes

Building/Land Tax	1,31,152	1,78,076
Rates and Taxes	1,46,873	47,484
	2,78,025	2,25,560

26 Travelling Expense

Travelling Expenses Management	1,24,689	14,403
Travelling Expenses Staff	1,13,639	1,04,383
	2,38,328	1,18,786

27 Other Administrative Expenses

Vehicle Expense	27,205	7,335
Vehicle Fuel Charges Bus	52,575	-
Vehicle Fuel Charges Car	2,53,181	2,28,763
Vehicle Repairs Bus	1,89,502	-
Vehicle Repairs Car	1,36,527	69,256
EPF Penal damages	-	10,971
Road And Play Ground Expenses	6,47,894	2,705
Insurance Buildings	1,37,687	1,44,408
Vehicle Insurance	48,221	32,205
Kerala Self Financing Architecture College Management Association	10,000	15,000
Audit expense	14,259	-
Meeting Expense	1,87,567	55,292
Security Expenses	20,25,320	14,55,913
Transportation charges	3,675	5,340
Memmbership & Subscription	2,600	-
Software Charges	2,59,600	1,95,800
	39,95,813	22,22,988

28 Grant Paid to MES Institutions

MES District Committee Malappuram	1,00,000	-
MES Ponnani College	2,70,000	-
Central Office	25,00,000	-
	28,70,000	-

29 Grant Paid to Others

MES Scholarship	-	46,03,800
	-	46,03,800

30 Repairs & Maintenance**Repairs and Maintenance - Building and Properties**

Repair & Maintenance	1,66,019	83,886
Repairs And Maintenance -Amc	27,600	26,000
Repairs And Maintenance Arch Building	27,055	15,681
Repairs And Maintenance Building	23,29,747	21,09,213
Repairs And Maintenance Furniture	79,504	40,800
Repairs And Maintenance Computers	53,850	46,215
Repairs And Maintenance Equipments	14,17,661	6,24,246
Stores And Consumables	12,54,452	6,84,508
Repairs And Maintenance Fund	(33,675)	(2,100)
	53,22,213	36,28,449

